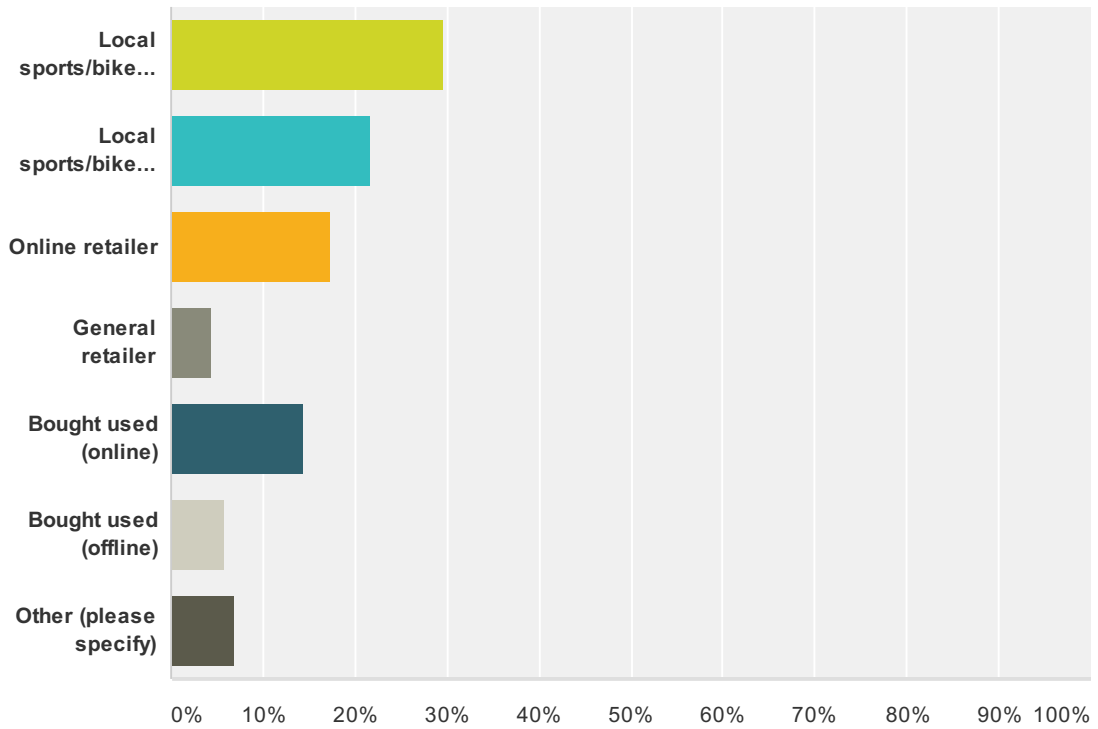


Q1 Where did you buy your last/current bike?

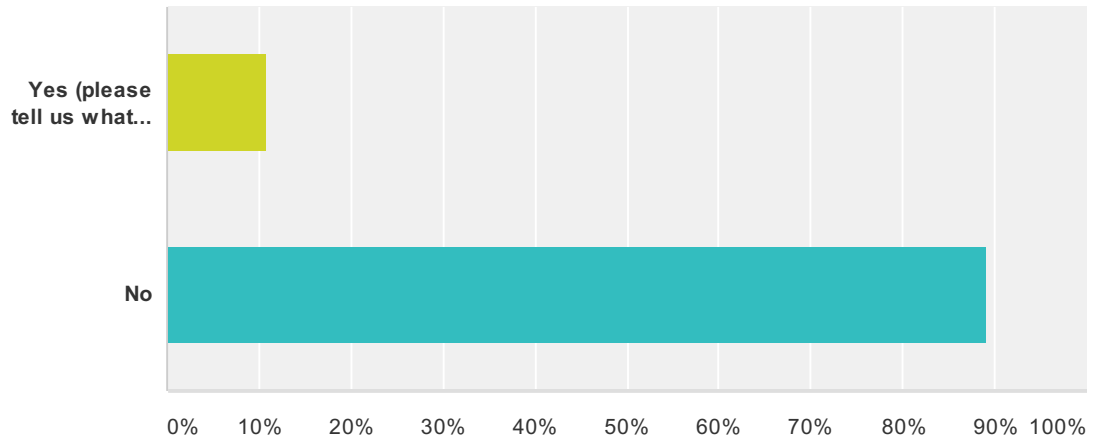
Answered: 600 Skipped: 0



Answer Choices	Responses
Local sports/bike shop (Independent)	29.67% 178
Local sports/bike shop (chain)	21.67% 130
Online retailer	17.33% 104
General retailer	4.33% 26
Bought used (online)	14.33% 86
Bought used (offline)	5.83% 35
Other (please specify)	6.83% 41
Total	600

Q2 Did the seller/retailer give you any security advice?

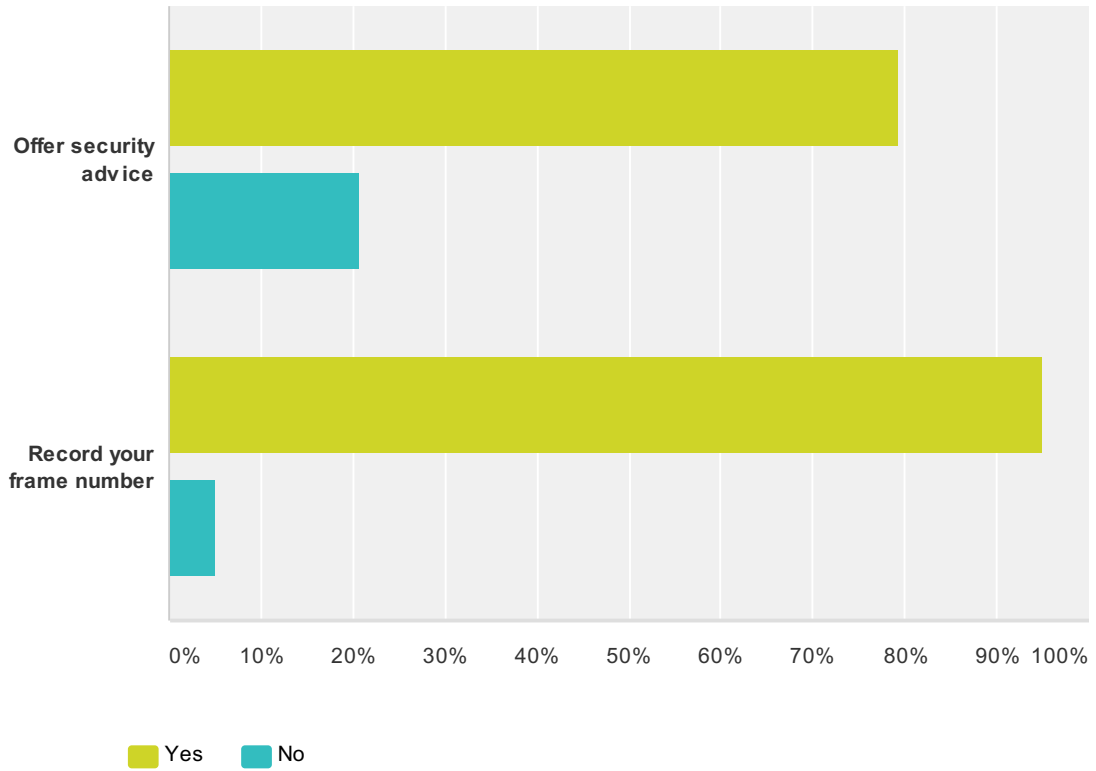
Answered: 600 Skipped: 0



Answer Choices	Responses
Yes (please tell us what advice they gave)	10.83% 65
No	89.17% 535
Total	600

Q3 Do you think a retailer should...

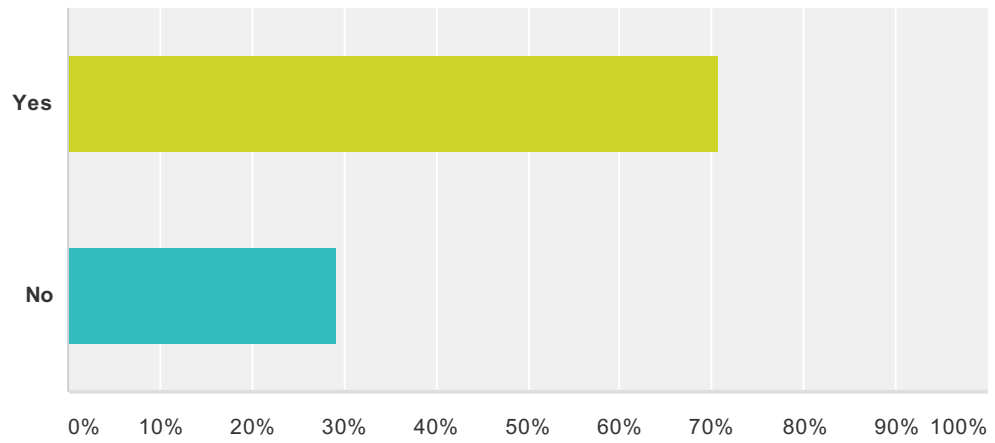
Answered: 599 Skipped: 1



	Yes	No	Total
Offer security advice	79.27% 455	20.73% 119	574
Record your frame number	94.91% 559	5.09% 30	589

Q4 Would you be more likely to use a retailer that offered security advice and helped you record your frame number?

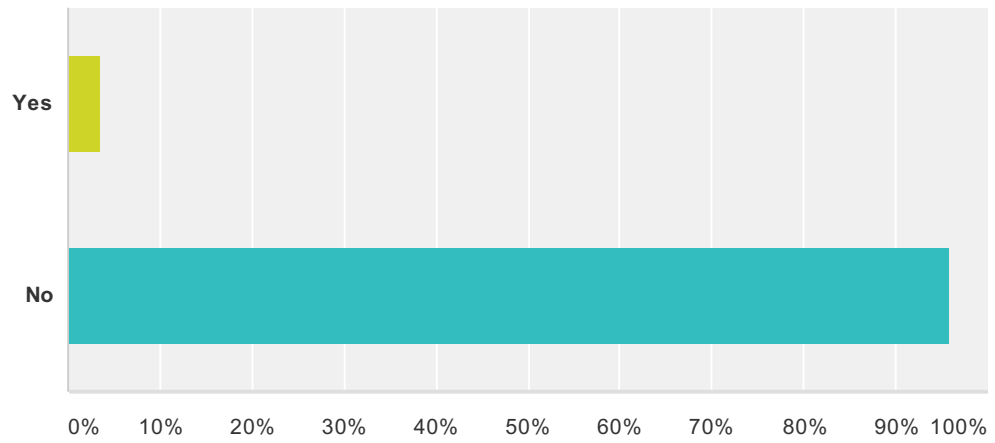
Answered: 597 Skipped: 3



Answer Choices	Responses
Yes	70.69% 422
No	29.31% 175
Total	597

Q5 Do you think classified websites like Gumtree and eBay are doing enough to combat the sale of stolen bikes?

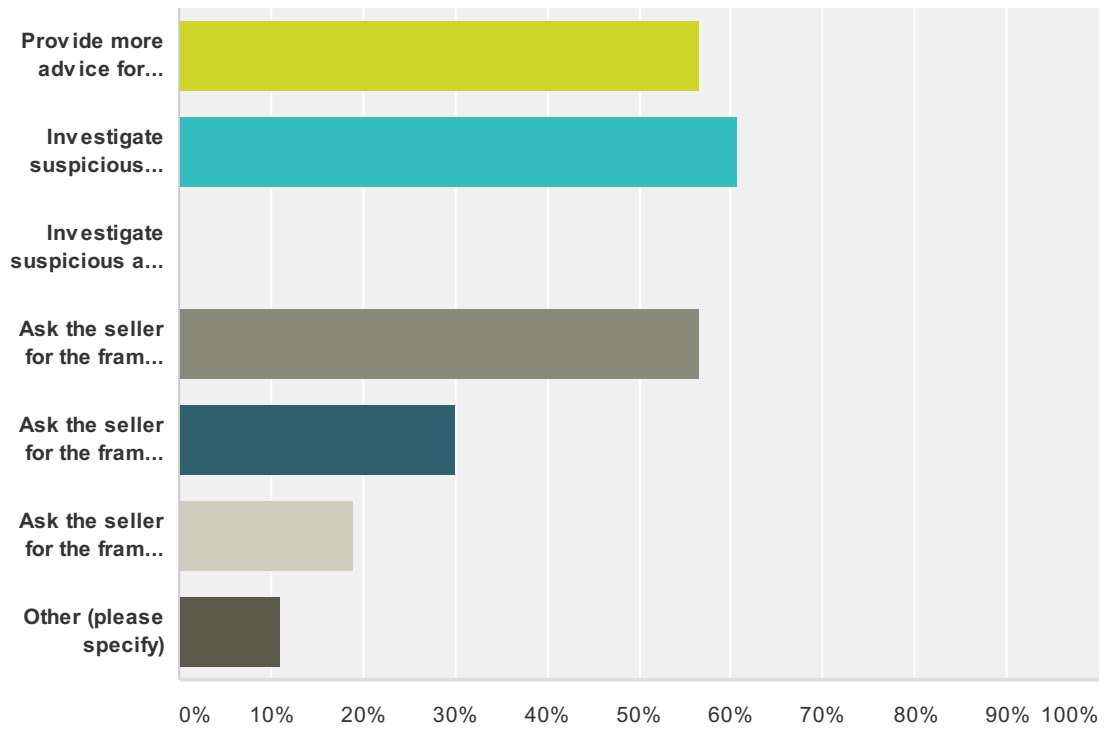
Answered: 259 Skipped: 341



Answer Choices	Responses	
Yes	3.47%	9
No	95.75%	248
Total		259

Q6 What do you think classified websites like Gumtree and eBay should do to combat the sale of stolen bikes?

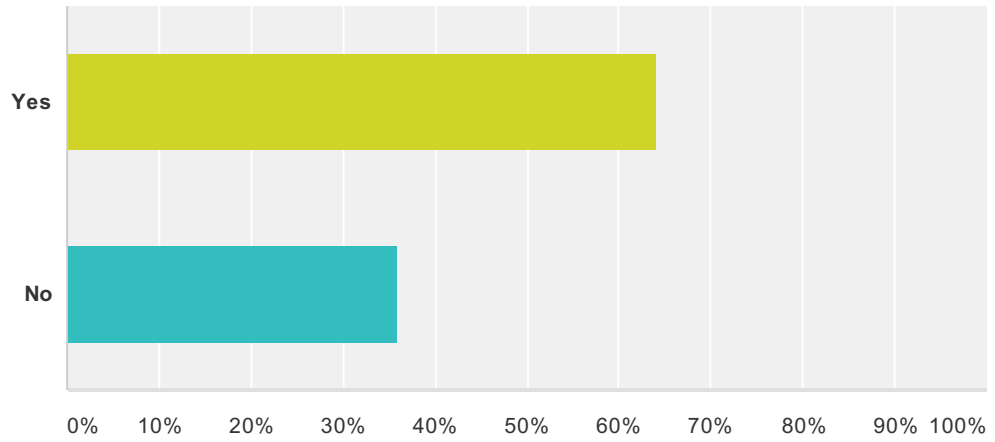
Answered: 262 Skipped: 338



Answer Choices	Responses
Provide more advice for identifying stolen bikes	56.49% 148
Investigate suspicious adverts/sellers and report to police	60.69% 159
Investigate suspicious ads and report to police	0.00% 0
Ask the seller for the frame number (and display publicly)	56.49% 148
Ask the seller for the frame number (and display partially obscured)	30.15% 79
Ask the seller for the frame number (and keep private)	19.08% 50
Other (please specify)	11.07% 29
Total Respondents: 262	

Q7 Have you ever had a bike stolen?

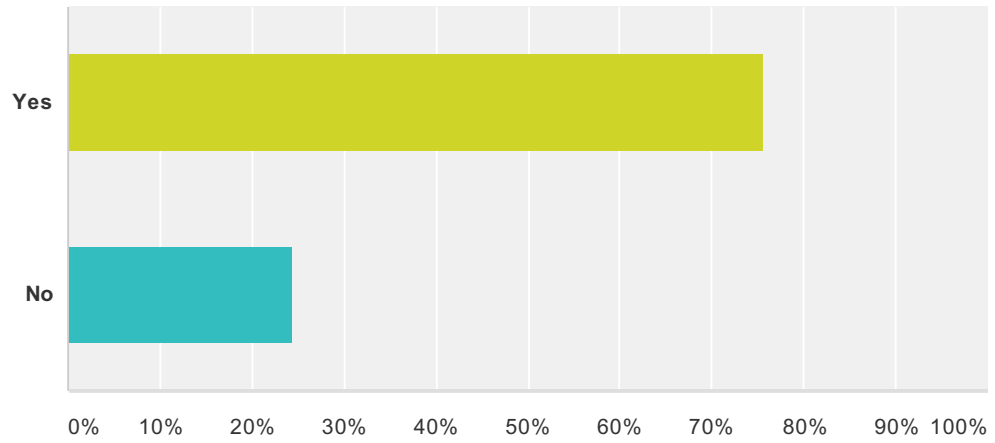
Answered: 600 Skipped: 0



Answer Choices	Responses	
Yes	64.00%	384
No	36.00%	216
Total		600

Q8 Have you recorded the frame number(s) of your bike(s)?

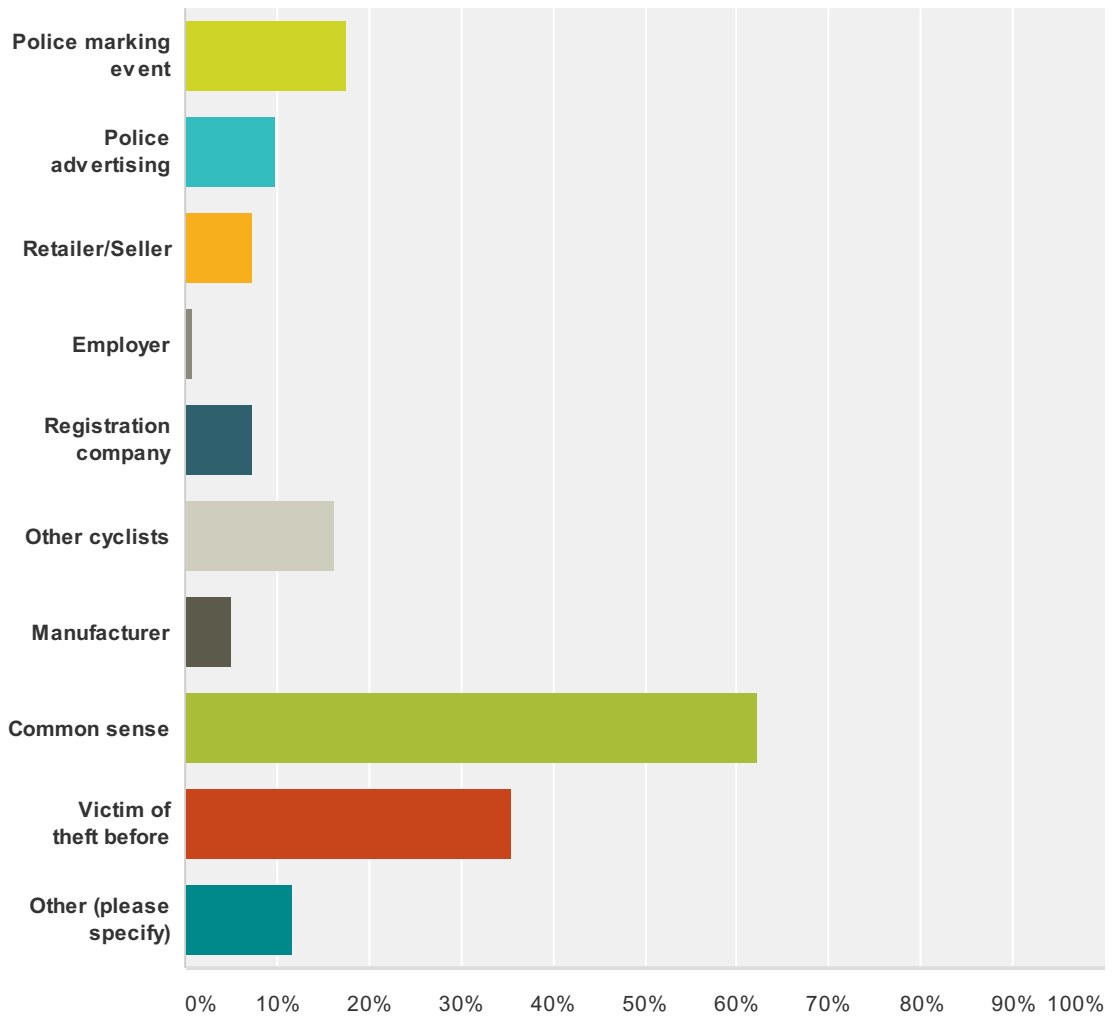
Answered: 600 Skipped: 0



Answer Choices	Responses	
Yes	75.50%	453
No	24.50%	147
Total		600

Q9 If yes, what prompted you to record it?

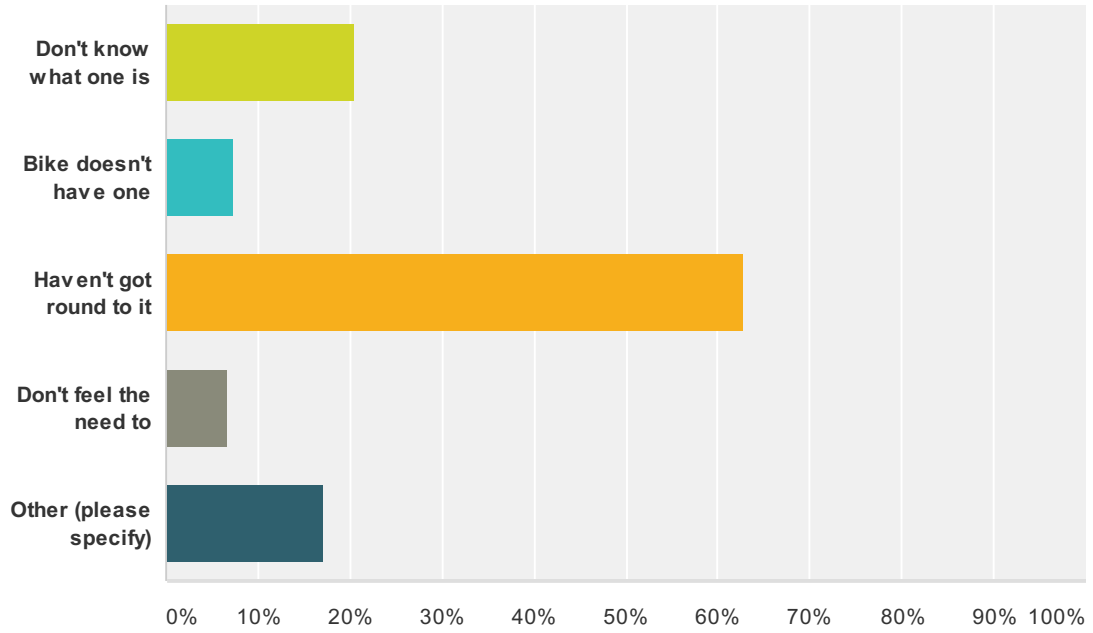
Answered: 456 Skipped: 144



Answer Choices	Responses
Police marking event	17.54% 80
Police advertising	9.87% 45
Retailer/Seller	7.24% 33
Employer	0.88% 4
Registration company	7.24% 33
Other cyclists	16.23% 74
Manufacturer	5.04% 23
Common sense	62.28% 284
Victim of theft before	35.53% 162
Other (please specify)	11.62% 53
Total Respondents: 456	

Q10 If no, why haven't you recorded your frame number?

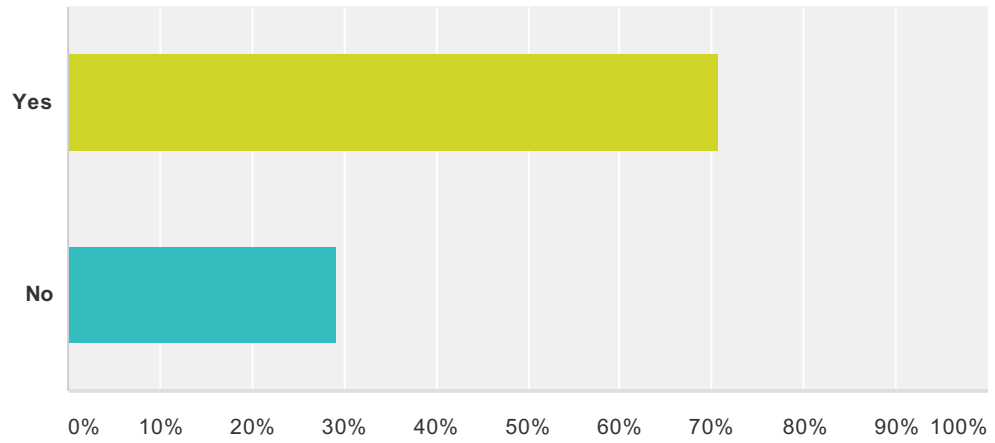
Answered: 151 Skipped: 449



Answer Choices	Responses
Don't know what one is	20.53% 31
Bike doesn't have one	7.28% 11
Haven't got round to it	62.91% 95
Don't feel the need to	6.62% 10
Other (please specify)	17.22% 26
Total Respondents: 151	

Q11 Do you think you might buy a used bike in the future?

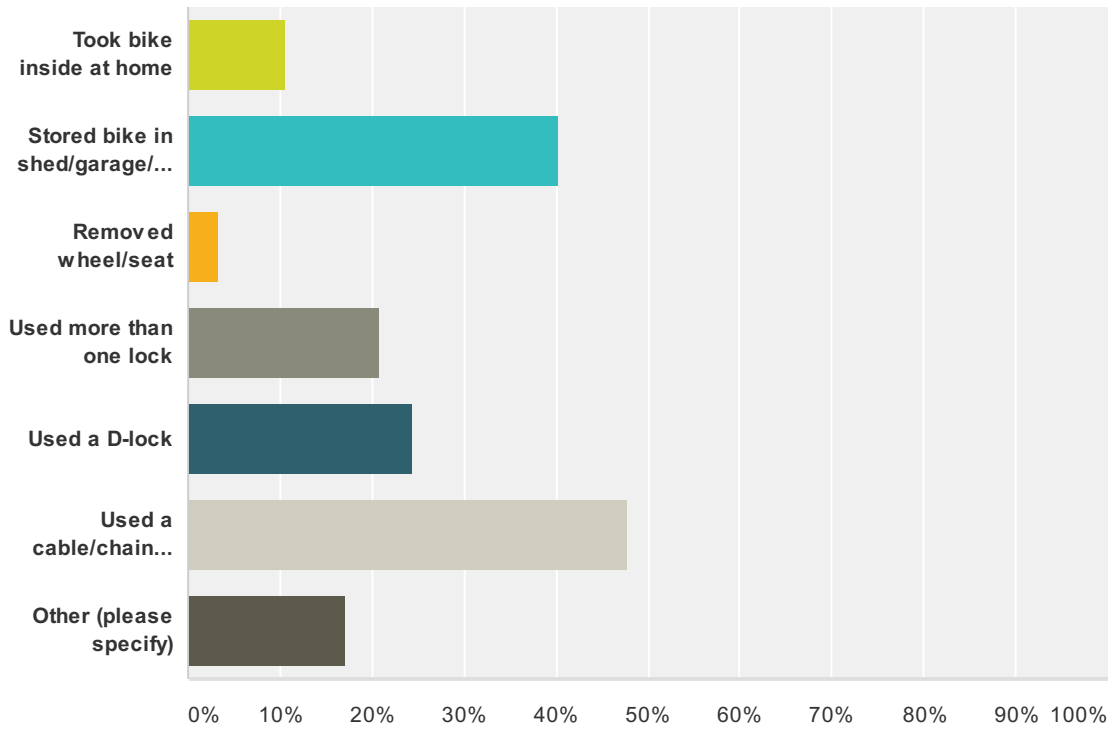
Answered: 600 Skipped: 0



Answer Choices	Responses
Yes	70.83% 425
No	29.17% 175
Total	600

Q12 What security steps had you taken at the time?

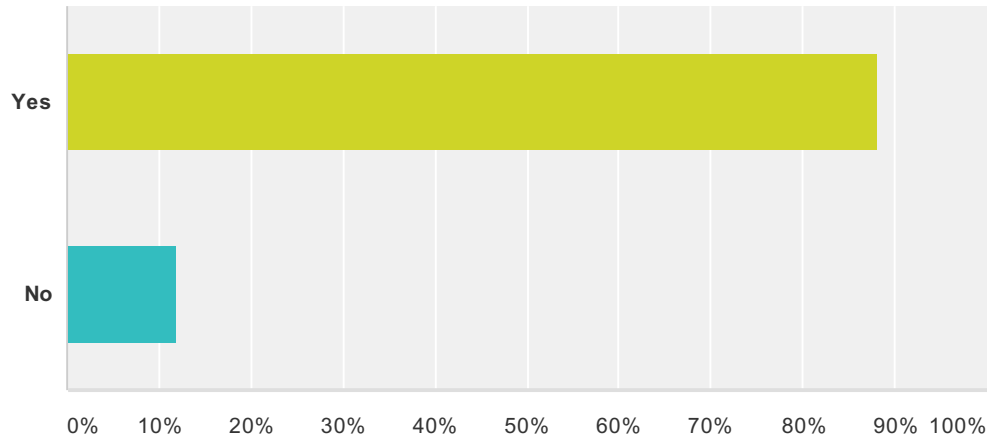
Answered: 364 Skipped: 236



Answer Choices	Responses
Took bike inside at home	10.71% 39
Stored bike in shed/garage/shared area	40.38% 147
Removed wheel/seat	3.30% 12
Used more than one lock	20.88% 76
Used a D-lock	24.45% 89
Used a cable/chain lock	47.80% 174
Other (please specify)	17.03% 62
Total Respondents: 364	

Q13 Did you report it to the police?

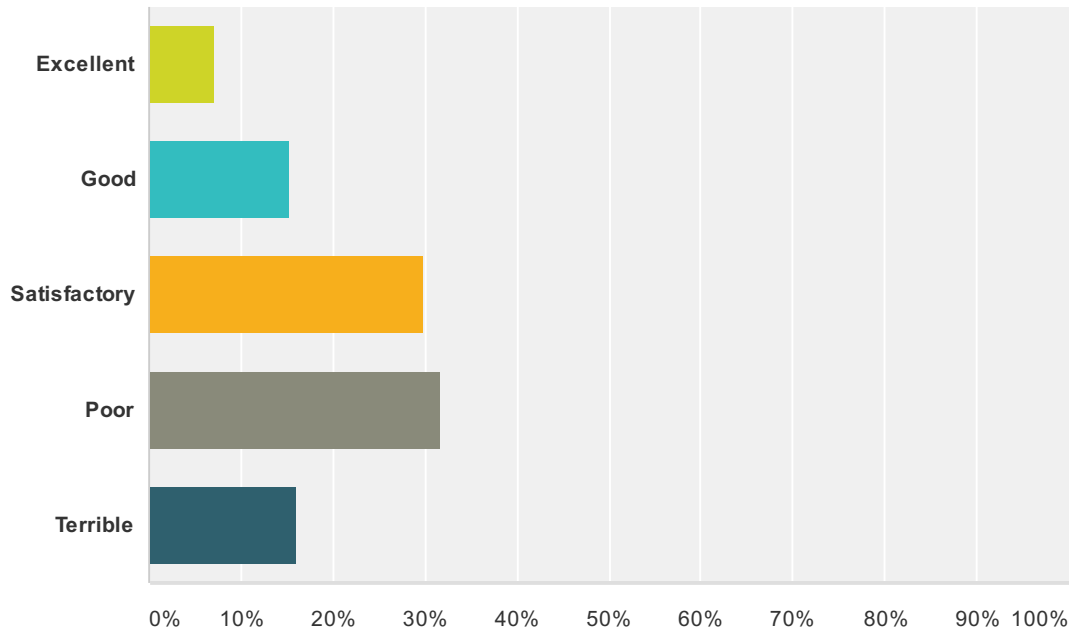
Answered: 375 Skipped: 225



Answer Choices	Responses	
Yes	88.00%	330
No	12.00%	45
Total		375

Q14 If yes, how would you rate how the police dealt with the theft?

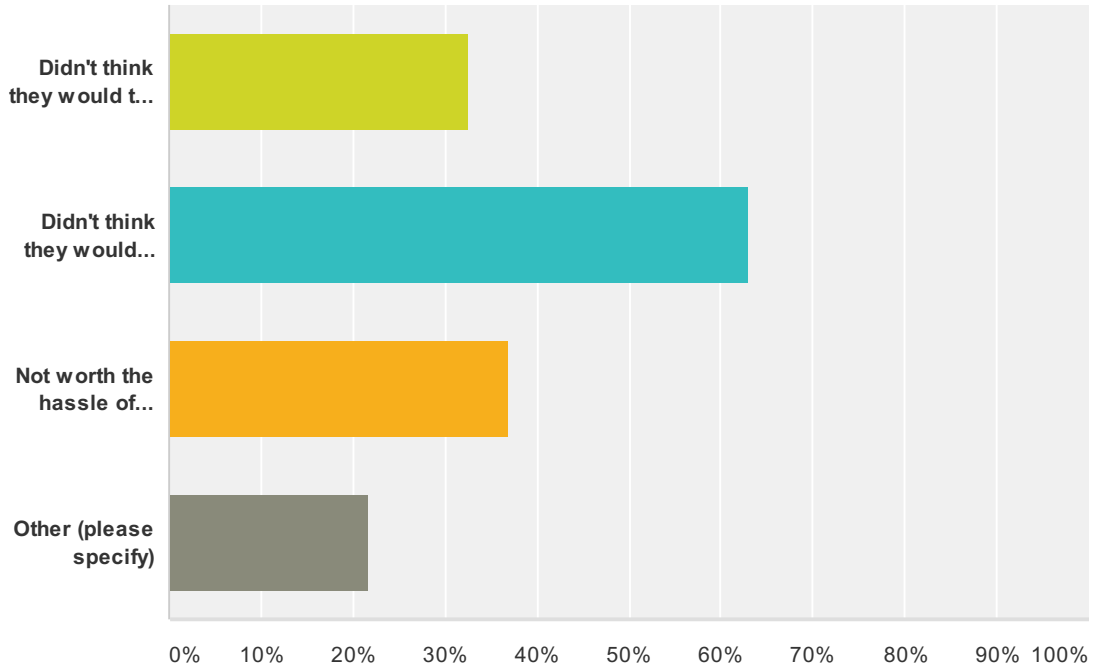
Answered: 328 Skipped: 272



Answer Choices	Responses
Excellent	7.01% 23
Good	15.24% 50
Satisfactory	29.88% 98
Poor	31.71% 104
Terrible	16.16% 53
Total	328

Q15 If no, why didn't you report it to the police?

Answered: 46 Skipped: 554



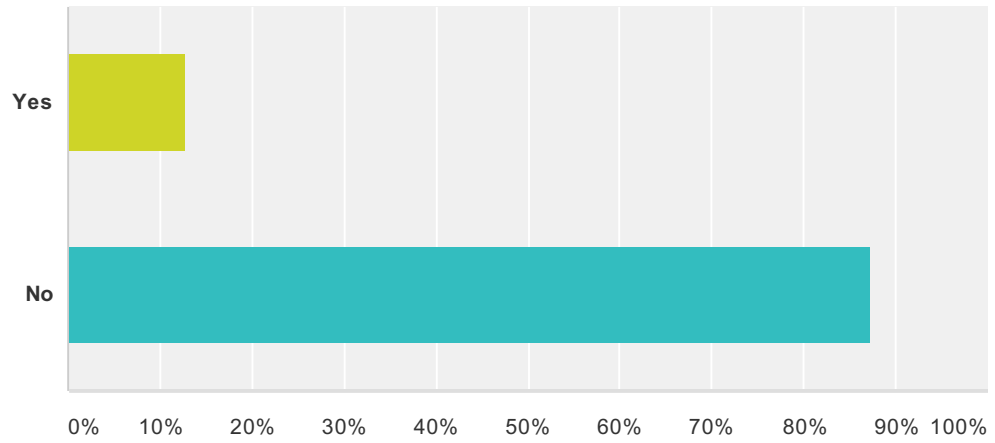
Answer Choices	Responses
Didn't think they would take me seriously/investigate	32.61% 15
Didn't think they would recover it anyway	63.04% 29
Not worth the hassle of reporting	36.96% 17
Other (please specify)	21.74% 10
Total Respondents: 46	

**Q16 Would you like to tell us anything else
about your bike getting stolen?**

Answered: 155 Skipped: 445

Q17 Have any of the bikes you had stolen been recovered?

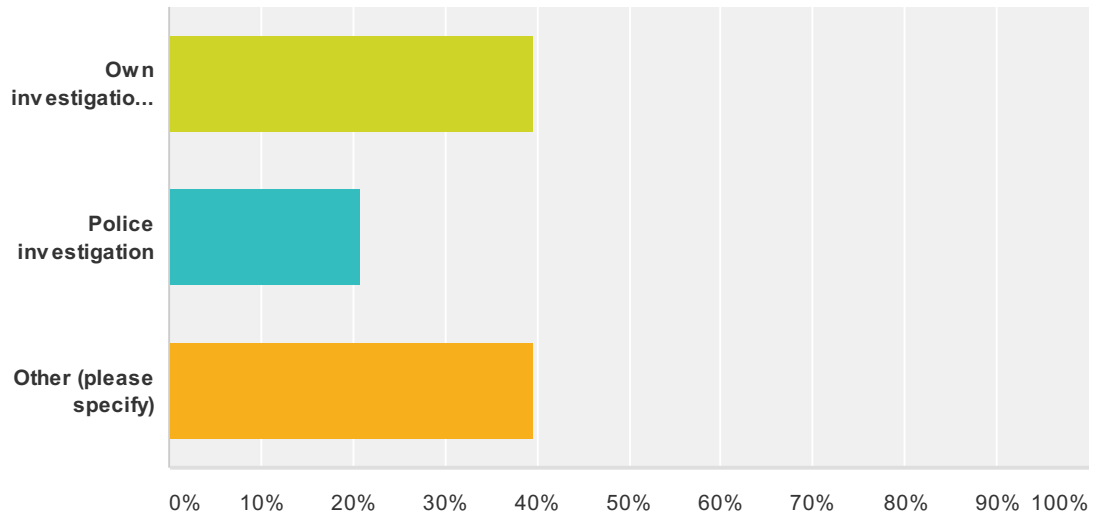
Answered: 375 Skipped: 225



Answer Choices	Responses
Yes	12.80% 48
No	87.20% 327
Total	375

Q18 What do you feel is the main reason you got your bike back?

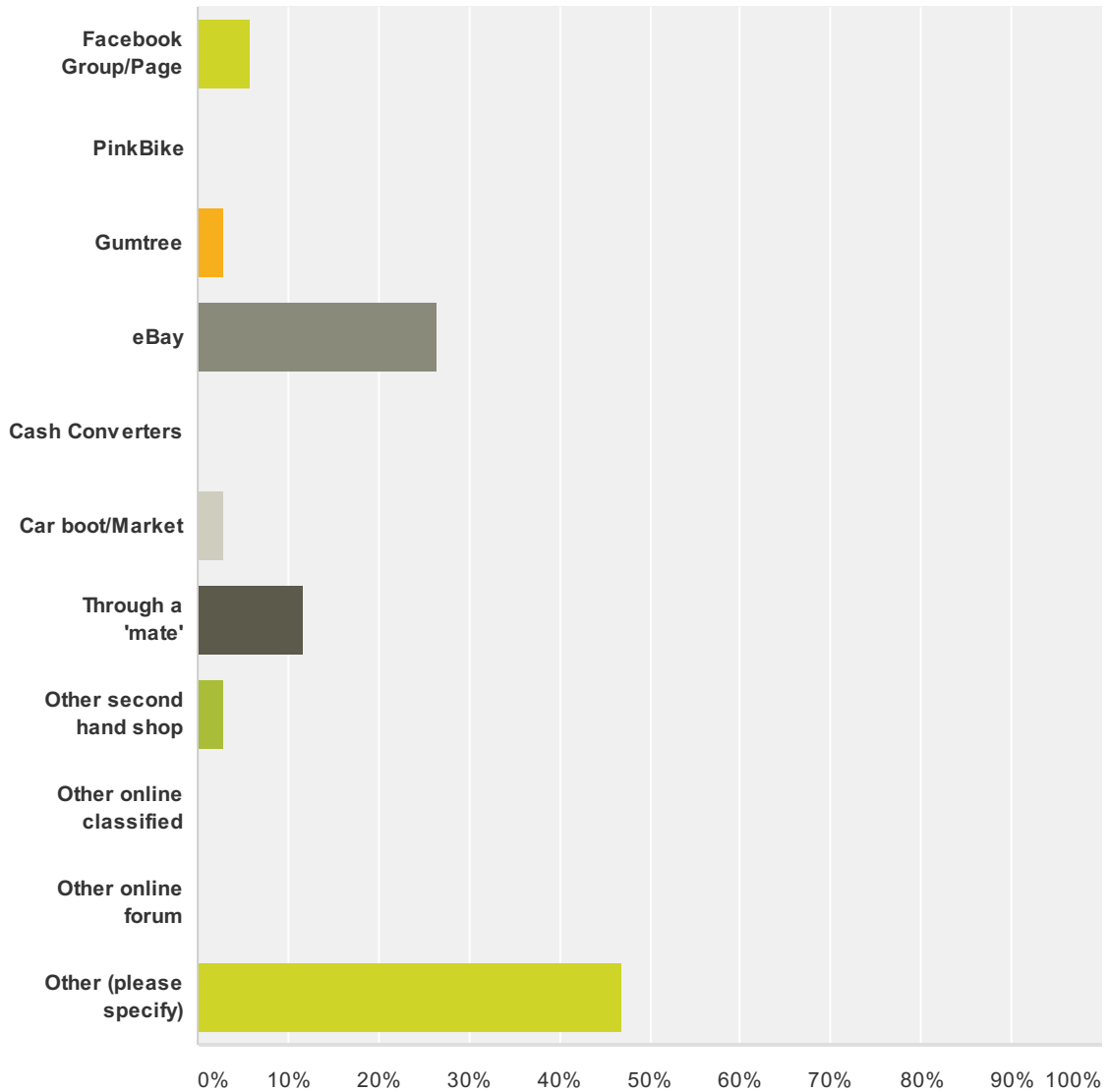
Answered: 48 Skipped: 552



Answer Choices	Responses	
Own investigation (looking through adverts, spreading the word, etc)	39.58%	19
Police investigation	20.83%	10
Other (please specify)	39.58%	19
Total		48

Q19 Do you know where your bike was sold (or being sold)?

Answered: 34 Skipped: 566



Answer Choices	Responses
Facebook Group/Page	5.88% 2
PinkBike	0.00% 0
Gumtree	2.94% 1
eBay	26.47% 9
Cash Converters	0.00% 0
Car boot/Market	2.94% 1
Through a 'mate'	11.76% 4
Other second hand shop	2.94% 1
Other online classified	0.00% 0

Stolen Bikes UK Survey

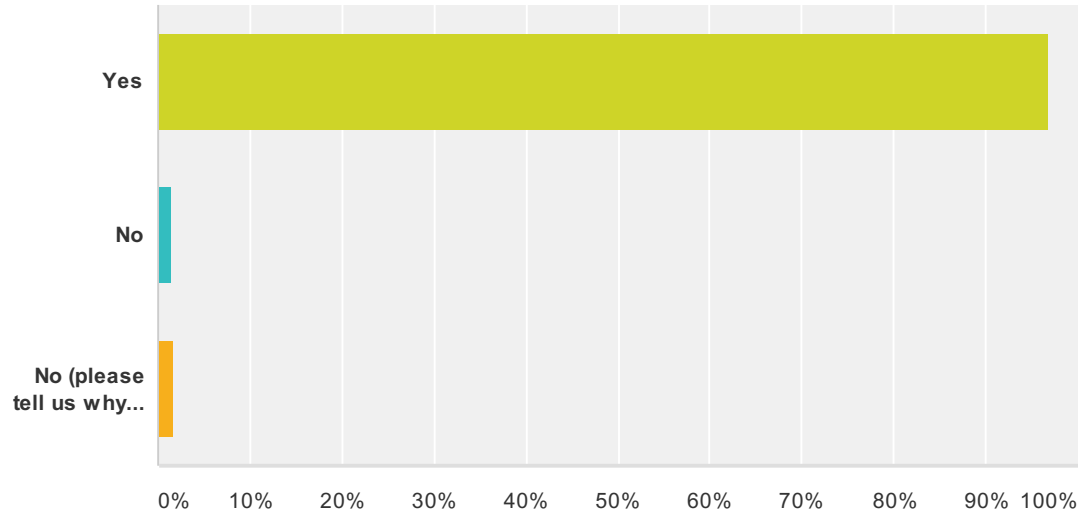
Other online forum	0.00%	0
Other (please specify)	47.06%	16
Total		34

**Q20 Would you like to tell us anything else
about your bike getting recovered?**

Answered: 21 Skipped: 579

Q21 If you were buying a used bike, would you use such a service?

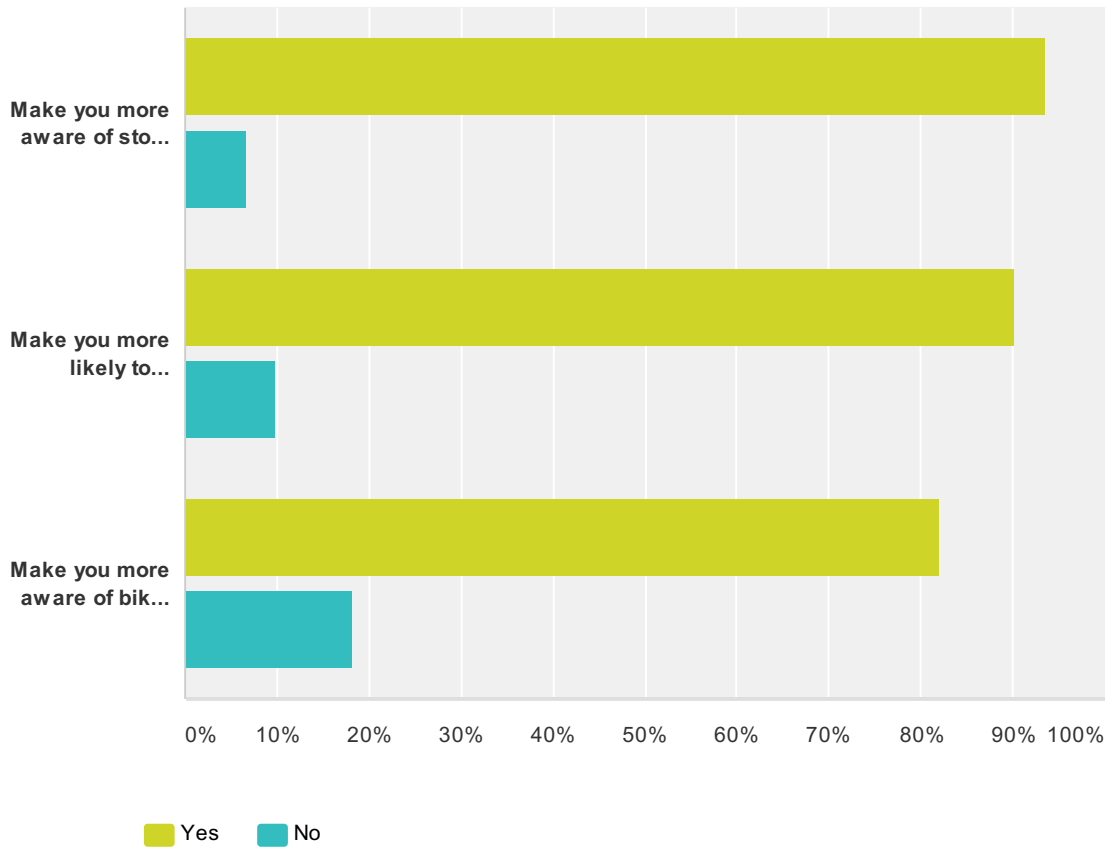
Answered: 565 Skipped: 35



Answer Choices	Responses	
Yes	96.81%	547
No	1.42%	8
No (please tell us why not)	1.77%	10
Total		565

**Q22 Do you think the service would...
(assuming advice on the subject was
available)**

Answered: 565 Skipped: 35



	Yes	No	Total Respondents
Make you more aware of stolen goods	93.45% 528	6.73% 38	565
Make you more likely to record your frame number	90.09% 509	9.91% 56	565
Make you more aware of bike security	82.12% 464	18.23% 103	565

Q25 Anything else you think would be useful for us to know?

Answered: 80 Skipped: 520